

Smart Home

GIRA

Professional products and applications for intelligent building control



The Gira Smart Home opens up a whole new world of modern living. The intelligent concept for interlinking and controlling building technology like lighting, air conditioning, shading and even stereo systems tangibly improves living comfort, offers greater security and aids in reducing energy consumption.



Company

We take responsibility for the future



Gira production facility in Radevormwald

Family-run since 1905

Right from the beginning, Gira and the Giersiepen founding family felt an obligation to actively take responsibility for shaping the future, through thoughts and actions. Sustainable conduct and business practices are the key – to the benefit of the environment, people and the economy. This is true to Gira's heart and expresses the inner attitude of the company and of its employees. And it is an ongoing task to which everyone at Gira is devoted, each and every day. This pronounced willingness to take responsibility stems from a company culture and values that have developed over the course of 113 years and that count on commitment, predictability, mutual respect and partnership in the company's interaction with market partners and employees.

Thinking and acting sustainably

This is also the starting point for Gira's sustainability strategy. The objective of the strategy is to shape all processes and the organisation, so that they fulfil economic, environmental and social priorities – inside and outside of our own factory. Accordingly, Gira invests in the continuous improvement of its environmental footprint and in the responsible handling of resources. And in the development of products and solutions that are particularly environmentally friendly throughout their entire life cycle. Material recycling in plastic production, a range of switches made from natural, environmentally-compatible yet durable materials, fundamental optimisation of energy efficiency of products and buildings, active

health management for the employees – Gira has already achieved a lot on the way to reaching the targets that it has set itself.

Future technology "Made in Germany"

Gira's repeated success on the market with pioneering achievements, innovative solutions and exciting applications is due at least in part to the extraordinary technological know-how and inventive spirit of its employees. More than 130 engineers in a range of disciplines from software specialists to mechanical engineers ensure a high level of innovation in product development and manufacturing. Gira products and solutions stand for the extremely high quality requirements associated with the label "Made in Germany": German engineering skills and excellent workmanship. Accordingly, Gira products win over users with their high manufacturing quality, their reliability, safety and durability. As well as their timeless aesthetic appeal and elegance.

Award-winning design

From the beginning, Gira has not only attached particular importance to ensuring the highest levels of functionality and reliability for the products, but also invests in giving them pleasing, trend-setting designs. However, Gira does not view having "well-formed" products and solutions as an end in itself. Instead the form is developed from the interaction of design, function, technical innovation and emotion. The numerous prestigious international awards received by Gira products and solutions – such as the "iF Award", the "Red Dot Award" and the "German Design Award" – are testaments to the exceptional design quality. And the ability to make design and function simply come alive.

Experiencing Gira live

In the Gira studios, the interaction of home entertainment and intelligent building technology can be experienced live. Experts such as system integrators and audio specialists collaborate to present the latest innovations in building technology and multimedia with integrated functionalities.

In the other showrooms, there is an application-oriented presentation of Gira products in combination with technology for other fields including sanitary, heating, air conditioning or ventilation applications. The products are also presented integrated in diverse living spaces, for example in upmarket furniture stores.

You can find Gira showrooms in your area here:
www.gira.com/showrooms

Member of the KNX Association and CEDIA

As a member of the KNX Association and CEDIA, Gira ensures that its products and solutions meet international standards that are not tied to a particular manufacturer.

- 04 Devices and apps
- 05 Applications
- 06 Introduction
- 08 System design

1

10 Benefits

- 12 Live more comfortably
- 14 Live more energy-efficiently
- 16 Live more safely

2

18 Gira Smart Home

- 36 Gira HomeServer
- 40 Gira Control Clients
- 42 Gira G1 as HomeServer Client
- 44 Gira touch sensors
- 48 Gira motion and presence detectors
- 50 Gira door communication
- 52 Custom user interfaces
- 54 Systems from other manufacturers

3

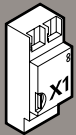
56 Data security

- 58 Gira S1

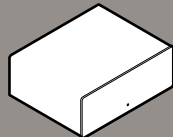
- 60 Gira system integrators
- 60 More about Gira

Gira Smart Home Devices and apps

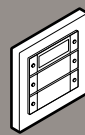
//
Gira Smart Home offers a wide range of devices whose premium design and simple, intuitive use make them truly cutting edge. Below is a list of the products featured in this brochure:



Gira X1
→ p. 22 - 25



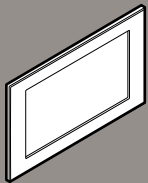
Gira HomeServer
→ p. 36 - 39



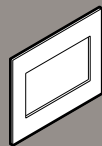
Gira touch sensors
→ p. 44 - 47



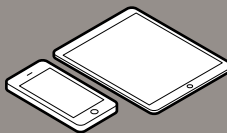
Gira G1
→ p. 26 - 31, 34 - 35,
42 - 43



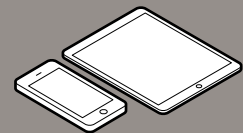
Gira Control 19
→ p. 40 - 41



Gira Control 9
→ p. 40 - 41



Gira X1 app
→ p. 22 - 25



Gira HomeServer app
→ p. 36 - 39



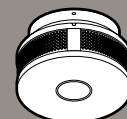
Gira motion detector
Standard
→ p. 48 - 49



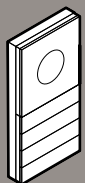
Gira motion detector
Komfort
→ p. 48 - 49



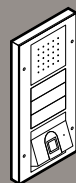
Gira presence detector
Mini and brightness
controller Mini
→ p. 48 - 49



Gira smoke alarm
devices
→ p. 16 - 17



Gira door stations
System 106
→ p. 32 - 33, 50



Gira Keyless In
→ p. 50



Gira DCS app
→ p. 32, 50

Gira Smart Home Applications

//
Gira Smart Home lets you realise a whole range of applications, from automated lighting and single-room temperature control to occupancy simulation. This brochure contains solutions and application cases for the functions listed below:



Door communication,
access control
→ p. 32-35, 50-51



Saving energy
→ p. 14-15



Central off
→ p. 16-17



Mobile control via apps
→ p. 22-25, 36-39



Timers
→ p. 24-25, 38-39



Viewing and
evaluating data
→ p. 14-15, 38-39



Weather data
→ p. 31



Photo: The Gira G1 is the Gira Smart Home's intelligent central operating unit. Its intuitive user interface makes controlling the Gira Smart Home as easy as can be.

The Gira Smart Home opens up a whole new world of modern living. The intelligent concept for interlinking and controlling building technology like lighting, air conditioning, shading, door communication and stereo systems improves living comfort substantially – you'll finally be able to fine-tune everything precisely to your desires. And, at the same time, the system improves security, too. While you're on holiday, your Smart Home can appear occupied by continuing to switch lights on and off or by moving shading systems, for example. On top of that, you can check up on and use your home's systems with your smartphone even when you're on the move. The Smart Home will aid you in controlling energy consumption sensibly, thus cutting down on costs. Sensors and timers make sure that functions like lights and heating only remain on while you really need them. In the Gira Smart Home, everything is perfectly aligned and tailored to match.

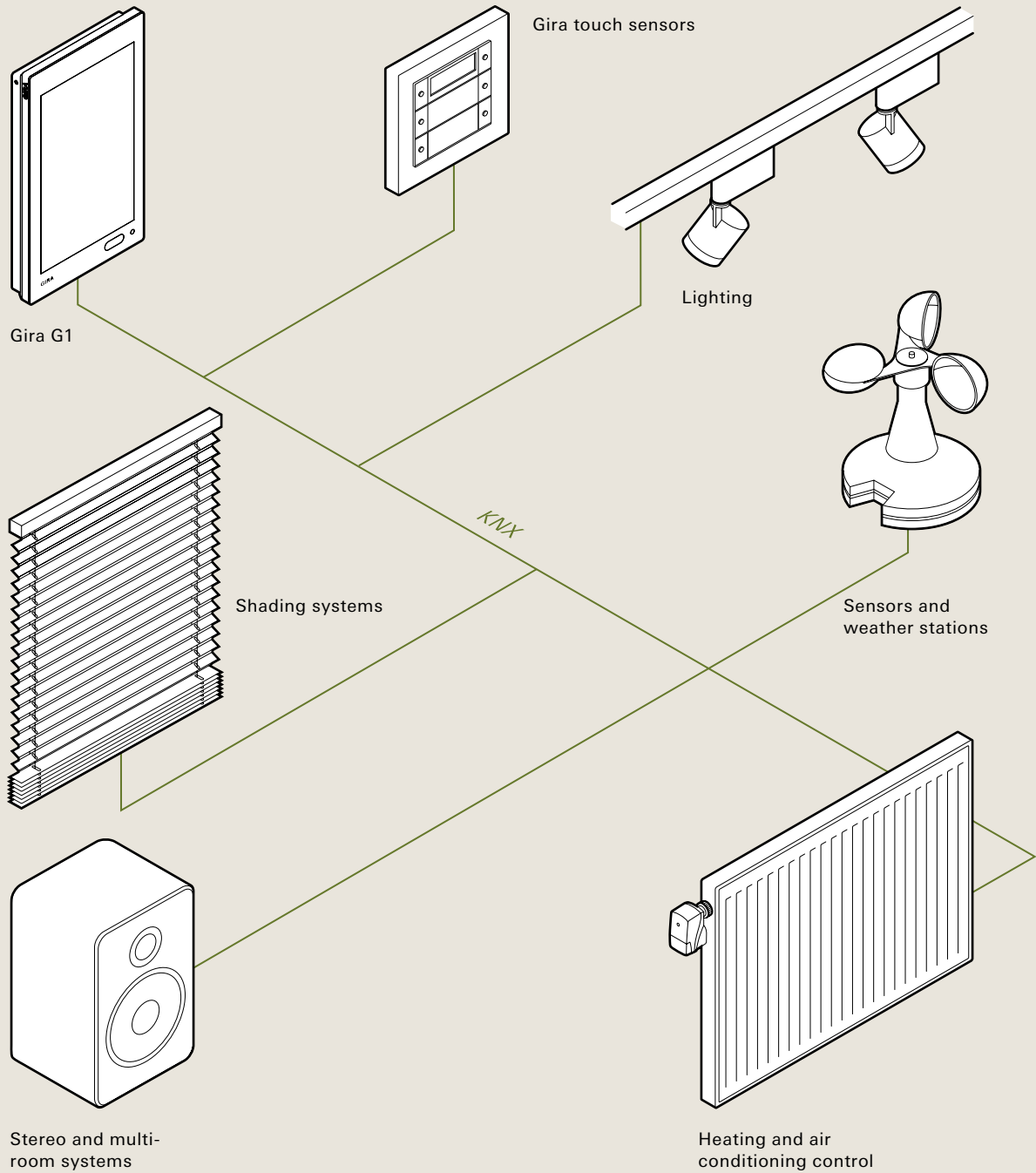
The house's nervous system

//

The Gira Smart Home's cornerstone is the KNX bus. It consists of a green cable that is installed alongside the conventional electricity wiring throughout the entire house when it is first built or during renovation. It connects the various building technology elements with one another. Matching sensors, detectors and displays complement the system and enable all the devices to interact and be controlled through a single master system. The Gira Smart Home is set up by a specialist. This same specialist then takes care of service which can even be handled by remote maintenance. This makes the system highly reliable, expandable and future-proof.



The KNX bus, a green cable laid throughout the house, is the Gira Smart Home's backbone.



1

Gira Smart Home Benefits

Topics:

Live more comfortably

→ p. 12

Live more energy-efficiently

→ p. 14

Live more safely

→ p. 16

Live more comfortably

//

- ⊕ Aligned and perfectly matched → In a Smart Home, all of the building technology is interlinked within a single system. Lights, shading, heating, air conditioning, stereo system and door communication are included, even the kitchen appliances. You can fine-tune how the components interact to perfectly match your needs.
- ⊕ Master controls for the building functions – at home and on the go → The Gira Smart Home allows you to easily control any of the building technology functions from a single master device. You can even operate the building technology using your smartphone when you're on the move.
- ⊕ Always ready to adjust → Change is part of life. So it's a major benefit that the Gira Smart Home can always be reprogrammed and expanded. Change to your daily routine when you get a new job, have children or simply because your habits have changed – the whole system is highly adaptable and can be adjusted time and again.
- ⊕ The foundations for high comfort when you get older → The Smart Home will also ensure greater comfort when you get older. Master operating devices eliminate the nuisance, or perhaps even difficulty, of having to go from one room to another. Motion detectors and other automated functions can eliminate major challenges in your daily life and improve security.

// APPLICATION EXAMPLES FOR
LIVING MORE COMFORTABLY:





-  SET THE SCENE WITH THE TOUCH OF A FINGER
 -  PERFECT, PLEASANT TEMPERATURES IN EVERY ROOM
 -  COMING HOME SCENE
 -  FULLY AUTOMATED WATERING OF THE GARDEN
-



Photo above: Lower the shades without getting up from the couch – no sooner said than done in the Gira Smart Home, because you can operate the building's systems from your tablet or smartphone.

Photo below: With the Gira G1, you can check on and operate the integrated building technology using a master control device. Gone are the times that had you running back and forth between rooms.

Live more energy-efficiently

//

- ⊕ Controlling the lights precisely as required → Switch off any lights you're not using: the Gira Smart Home never forgets to, thus consistently aiding conserving energy. In areas occupied for only a short time like staircases or cellars, presence and motion detectors automatically switch off the light when everyone's left.
- ⊕ Convenient and efficient climate control → Adjusting the heating properly is key to making your home cosy and pleasant without wasting energy. Use the Gira Smart Home to set up intelligent heating control that will cater precisely to your needs and adjust every room separately.
- ⊕ Intelligent shading control → Perfectly aligning shading systems to the heating and air conditioning lets the heating system capitalise on the sun's warmth. The blinds rise when the sun is in the right position in winter, so that the heating can be turned down. In summer, the blinds lower of their own accord should the sun become too intense, reducing load on the air conditioning for example.
- ⊕ Display all consumption data → To use energy efficiently, you need to keep an eye on your consumption. As easy as that with the Gira Smart Home – it features an easy-to-read energy consumption overview. You'll be able to see any significant variation from average consumption immediately.





// APPLICATION EXAMPLES FOR LIVING MORE ENERGY-EFFICIENTLY:	
	AUTOMATIC ENERGY SAVING MODE FOR THE WHOLE HOUSE
	AUTOMATIC SUN TRACKING FOR SHADING SYSTEMS
	PERFECTLY SYNCHRONISED SHADING, HEATING AND AIR CONDITIONING
	WINDOWS OPEN, HEATING OFF



Photo above: The Gira touch sensor 3 Plus comes with integrated temperature controller. Adjust the room's temperature any time at the touch of a button.

Photo below: You can control the building's systems and check consumption data on your smartphone, too, helping to keep tabs and use energy efficiently.

Live more safely

//

- ⊕ Linked smoke detectors → Your Gira Smart Home protects you on multiple fronts. It goes without saying that this includes smoke detectors. Devices in different rooms can be linked so that they all sound alarms even if smoke is only detected by one of them.
- ⊕ Automatic lighting control → Motion detectors keep a vigilant eye on the house and premises and switch on lights as soon as they detect motion. This prevents anyone from creeping up to the house in the dark. Motion detectors also help reduce the risk of stumbling and help you find your way around, for example on staircases.
- ⊕ Master control for all building functions → When the doorbell rings, you like seeing who's at the door. This, too, improves safety. The Gira Smart Home includes door intercoms with video function. Gira door communication can be integrated into the building network. This way, you can use a variety of operating devices for communicating through the intercom, for example a Gira G1.

// APPLICATION EXAMPLES FOR
LIVING MORE SAFELY:



SWITCH OFF EVERYTHING WHEN
LEAVING THE HOUSE



SMOKE AND FIRE HAZARD
PREVENTION



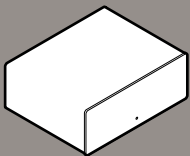
Above and below: A panic button beside the bed for extra reassurance. If you hear suspicious noises or movement in the house, the button's right there for you to hit. This will raise the blinds and turn on all main lights to deter any unwanted visitors.

Right: Smoke detectors are vital in your home. Devices in different rooms can all be linked together.

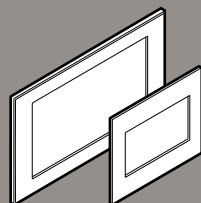
2

Gira Smart Home

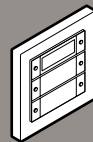
This chapter contains information on devices and applications that allow you to realise a whole range of sophisticated solutions, from interlinking all building functions and centralised energy management to custom user interface design:



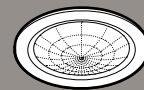
On-board computer for your home
Gira HomeServer
→ p. 36




All of the building technology at a single glance
Gira Control 9 and 19
→ p. 40



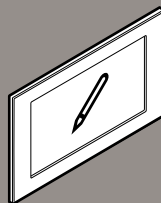
Great convenience, premium design
Gira touch sensors
→ p. 44



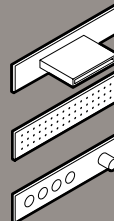
Fully automated lighting control
Gira motion and presence detectors
→ p. 48



See who's calling
Gira door intercoms for indoors and outdoors
→ p. 50



Customise and adapt your user interfaces
Gira HomeServer
→ p. 52



Connecting different worlds
Systems from other manufacturers
→ p. 54



1



2



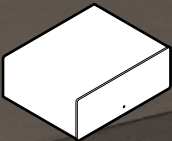












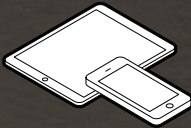
3

5

4

- 1 Gira Control 19 Client 2,
Black glass
// More details → p. 40
- 2 Gira motion detector Komfort,
E2 design line,
flat installation, stainless steel
// More details → p. 48
- 3 Gira touch sensor 3 plus,
5-gang, E2 design line,
flat installation, stainless steel
// More details → p. 44
- 4 Gira HomeServer app
// More details → p. 39
- 5 Gira presence detector Mini
// More details → p. 48

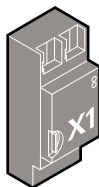
The Gira Smart Home lets you realise especially sophisticated solutions. You'll need the Gira HomeServer, which integrates into the KNX installation and interlinks all building technology components. This way, you can control your building technology using various operating devices, either from a master control centre in your house or on a mobile device when you're on the move. On top of that, the Gira X1 and Gira HomeServer offer a whole range of function details custom-tailored to the residents' demands.

Installation type	Object	Functions	Features
KNX installation + Gira HomeServer 	Premium single-family and multi-family houses 	<ul style="list-style-type: none">  Light  Blinds  Heating  Room scenes  Timers  Cameras  Colour picker  Music control  Weather station  Energy module  Consumption data and more	Remote control using smartphones and tablets  Data evaluation and energy management Interlinked building systems Freely customisable user interface

The cornerstone of the intelligent home

//

The core of each Gira KNX installation is the Gira X1, a small server housed in a control cabinet that makes starting up and automating the building technology a piece of cake. You operate the system using components permanently installed in the walls, such as Gira touch sensors or the Gira G1 control display. You can also use mobile devices like smartphones and tablets.



Gira X1
Mini server in DRA
format for control
cabinets

// YOUR KEY BENEFITS WITH THE
GIRA X1:

- ⊕ SMALL SERVER CONCEALED IN CONTROL CABINET
 - ⊕ REALLY EASY BUILDING TECHNOLOGY STARTUP AND AUTOMATION
 - ⊕ USE VARIOUS OPERATING DEVICES SUCH AS GIRA TOUCH SENSORS AND THE GIRA G1
 - ⊕ USE MOBILE DEVICES LIKE SMARTPHONES AND TABLETS TO OPERATE
 - ⊕ SAVE PERSONAL USER SETTINGS SUCH AS TIMERS AND FAVOURITES
 - ⊕ EASY-TO-READ VISUALISATION OF SINGLE-FAMILY HOME'S KNX INSTALLATION IN GIRA X1 APP
-





Photo above: Control of your building technology is always at your fingertips – adjust lights and heating in the Gira X1 app even when you're lounging on the couch.









Photo below: Adjust your building systems with your smartphone when you're on the move, for example to turn up the heating just before you get home.



Above and below right: The user-friendly interface of the Gira X1 app visualises a single-family home's building technology and makes its functions available: dimming, switching, shading systems, heating, air conditioning, timer and much more.

Below left: The Gira X1 is a miniature server that makes automating building technology as easy as that.

 // GIRA X1 APP FUNCTIONS:

	SWITCH AND DIM LIGHTS
	CONTROL SHADING
	SET DESIRED ROOM TEMPERATURE
	CALL UP AND SAVE SCENES
	PROGRAM TIMERS
	SEND PREDEFINED VALUES AND SETTINGS
	ACCESS AND MONITOR CAMERAS
	SET LIGHT COLOURS AND COLOUR TEMPERATURE
	CONTROL MUSIC SEPARATELY PER ROOM

The companion app for the Gira X1 server turns your smartphone into the operating device for your building technology. Control your Smart Home from the comfort of your couch. Save yourself the hassle of running from one device to the next. You can also use your smartphone to set and adjust your systems when you're out and about. The Gira X1 app visualises a single-family home's functions clearly and makes function selection and adjustment completely intuitive. You can dim lights, set lighting scenes, adjust shading, control the heating, set up timers and more any time you like. You can even access camera footage.


 More details on the Gira X1 and Gira X1 app: www.gira.com/x1

The multi-talented device for building technology

//

The Gira G1 is the Gira Smart Home's intelligent central operating unit. Use the brilliant multi-touch display to easily use a whole range of functions simply by tapping, swiping or holding – from shading and lighting systems and room temperature control to online weather forecasts. You can even use the Gira G1 as the intercom for your door communication. It can be installed in a standard flush-mounted device box just like any normal switch and is equally suitable for modernisation, retrofitting and new buildings.

// PRODUCT VARIANTS



Gira G1
Power over
Ethernet (PoE)
Ideal for new
buildings.
[Connect using a
network cable]



Gira G1
230 V WLAN
For retrofitting
when refurbishing
and modernising.
[Communication
with the building
via WLAN, power
supply through
230-V power cable]



Gira G1
24 V WLAN
Can replace an
existing touch
sensor.
[Communication
with the building
via WLAN, power
supply through
24-V power cable]

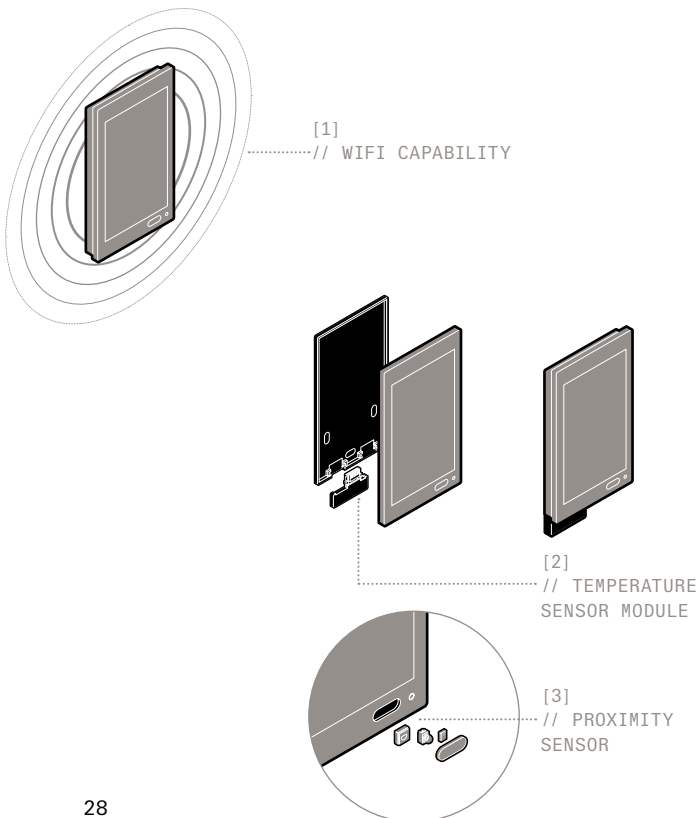


Photo: The Gira G1 can visualise many functions as tiles. Key functions such as switching on/off or adjusting the room temperature can be operated directly in this view. In addition, individual functions can be bundled in a function folder, e.g. for all the functions in one room.



Every detail covered

The Gira G1 comes with a lot of smart features. For example, you can use WiFi to link it up with building technology, saving yourself construction work when refurbishing or modernising [1]. The optional Gira G1 temperature sensor module [2] reliably and precisely measures current room temperature – in the Gira G1 itself, no need for extra devices. Another useful function: A proximity sensor [3] detects when someone approaches the Gira G1 and switches the display on automatically. If the Gira G1 is not being used, the display is switched off. This saves electricity and is an energy-efficient solution.



Above left: In conjunction with the optional temperature sensor module, you can use the Gira G1 itself to control the temperature in the room. The auxiliary unit function also allows you to set the temperature in other rooms, even if they have their own separate temperature controllers.
















Photo above: The Gira G1 is noted for its elegantly understated design. The high-quality metal frame even looks great from the side.
Below right: The front is made from special crystal clear, scratch-proof glass.
Below left: The Gira G1 almost appears to float on the wall.

With its delicate look, the Gira G1 almost appears to float on the wall. Carefully selected materials underscore the high-quality, elegantly understated design. Images, graphics and text shown on the brilliant multi-touch display are always easy to read. The high-quality metal frame gives the Gira G1 an attractive appearance, even from the side. Available in white or black, the Gira G1 harmonises well with any interior design. The Gira G1 has received multiple international awards for innovative and high-quality design as well as for its interface.

// GIRA G1 FUNCTIONS:

	SWITCH AND DIM LIGHTS
	CONTROL SHADING
	SET DESIRED ROOM TEMPERATURE
	SEE WHO IS AT THE DOOR
	CALL UP AND SAVE SCENES
	PROGRAM TIMERS
	ACCESS AND MONITOR CAMERAS
	CALL UP ONLINE WEATHER FORECASTS
	SET LIGHT COLOURS AND COLOUR TEMPERATURE
	CONTROL MUSIC SEPARATELY PER ROOM
	PLACE HAND ON DISPLAY TO SWITCH A FUNCTION

 More details on the Gira G1: www.gira.com/g1

See who is at the door

//

Door intercoms are convenient and improve security. A Gira home station with video function shows you who's ringing the doorbell. Conversation quality is first-rate and you can open the door with just the tap of a finger. Gira offers a variety of indoor home stations to match a design line or integrated into the Gira G1 building operating unit for example. For outdoor use, the Gira door communication system includes various door intercoms as matching counterparts to the indoor voice and operation units. One of them is the Gira System 106 – premium design, sturdy materials and cutting-edge technology offer convenience, security and an elegant look in your doorway. The Gira door communication system will let you use existing devices and systems as home stations. You could, for example, install a fully-fledged door intercom on your computer and open the door from your desk simply by clicking your mouse. The new Gira DCS app now also brings door communication to your smartphone or tablet. This puts the door intercom within reach at all times – at home and while away.

// PRODUCT EXAMPLES



Gira System 106 door station
Premium audio and video intercom for doorway



Gira G1 as a home station
Access door communication straight in the master operating device



Door communication on your PC
Just click to open doors



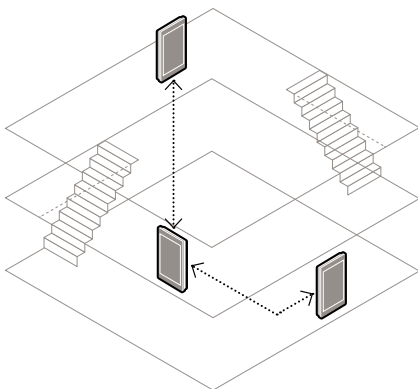
Gira DCS app for smartphones
See who's at the door even when you're on the move



Photo above: The Gira G1 can also be used as a home station, making your hallway a good spot for installation. The display switches to the camera image as soon as the doorbell rings to show you who's calling.
Photo below: The Gira System 106 features door intercoms with cutting-edge technology and premium design for an elegant doorway.

Gira G1 as a home station

The Gira G1 can act as a fully-fledged door intercom. The camera image automatically appears in the display when the doorbell rings. At the touch of a finger, the door can be opened, or the light can be switched on. Features such as integration of images from several cameras, that can be cycled, make door communication even more convenient. Internal voice communication between several Gira G1s or to other Gira home stations is also possible. Home station functionality can also be integrated with the range of the Gira G1's building operating functions. This keeps you in full control of the building technology together with the door communication functions.



// INTERNAL VOICE COMMUNICATION
BETWEEN SEVERAL GIRA G1S OR TO
OTHER GIRA HOME STATIONS



// INTEGRATE SEVERAL
CAMERAS, CYCLE IMAGES
BY SWIPING





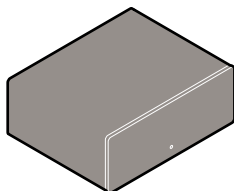
Photo above: When the doorbell rings, the Gira G1 acts as a home station to show you who's calling.

On-board computer for your home

//

Using the Gira HomeServer, you can link and control devices and functions. These include lights, shading systems, heating, air conditioning, room scene programming, requirements-based single-room control for ventilation and heating, multimedia entertainment systems in all rooms, door intercom systems, fully automated garden watering and more. The multitude of security features that can be realised by connecting outdoor surveillance cameras, glass-breakage sensors and other alarm systems ensure that you feel safe in your home. Systems by other manufacturers, for example for kitchens and bathrooms, integrate seamlessly with the system and enhance convenience even further. The Gira HomeServer also makes keeping tabs on operating and consumption data for electricity, water and gas really simple by providing easy-to-read diagrams and energy indicators.

The system is accessible through a variety of operating devices, for example Gira Control Clients, the Gira G1, your PC, smartphones and tablets. This even allows remote control of functions when you're not at home.



Gira HomeServer
Connects the Smart Home's KNX installation to the Internet.

// YOUR KEY BENEFITS WITH THE GIRA HOMESERVER:

- ⊕ INTERLINK ALL OF A BUILDING'S FUNCTIONS

 - ⊕ ACCESS TO AND REMOTE CONTROL OF BUILDING TECHNOLOGY THROUGH THE INTERNET

 - ⊕ TRACK AND EVALUATE DATA, E.G. TEMPERATURE GRAPHS AND FILLING LEVELS

 - ⊕ INTEGRATE OTHER PROVIDERS' SYSTEMS INTO YOUR SMART HOME

 - ⊕ INTUITIVE, AWARD-WINNING USER INTERFACE

 - ⊕ CUSTOMISE USER INTERFACES IN PREMIUM REAL ESTATE
-












Photo above: The Gira HomeServer is the Smart Home's nerve centre. It is intuitive to operate, for example using a Gira G1 installed on the wall in a central location in the house.

Photo below: The Gira HomeServer app lets you operate your Smart Home's functions using a tablet.



Photo above: The Gira HomeServer app provides great visualisation of all of a building's technology functions.
Photo below: The Gira HomeServer is the Smart Home's on-board computer but remains discreetly in the background at all times.

**// KEY FEATURES OF THE GIRA
HOMESERVER INTERFACE:**

	MAIN MENU WITH ALL BUILDING FUNCTIONS
	ROOM LIST SORTED BY FLOORS
	ALL FUNCTIONS OF A SINGLE ROOM AT A SINGLE GLANCE
	TIMER WITH ADDITIONAL FUNCTIONS, E.G. RANDOM
	CONSUMPTION DATA EVALUATION IN DIAGRAM FORM
	DISPLAY WEATHER STATION AND SENSOR DATA
	VISUALISE SOLAR POWER SYSTEM ENERGY YIELD
	FILLING LEVELS OF RAINWATER TANKS
	MONITOR AND OPERATE OUTDOOR SURVEILLANCE CAMERAS

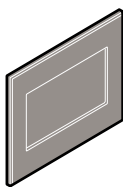
With the Gira HomeServer user interface, controlling innovative building technology is child's play. The menu navigation is clearly designed and intuitive. Any function can be reached quickly within only two levels. Additional information or operating elements are displayed directly in a pop-up window. This allows very convenient operation via touch screen – with just one finger. All the devices that can be used to control the building via the Gira HomeServer/FacilityServer share a standardised interface design. As a result, you'll never need to relearn menu navigation – regardless of whether you're using a Gira Control Client, the Gira G1, a PC, a tablet or a smartphone. The user interface is tailored precisely to the respective screen sizes of the various end devices. This allows complex scenarios to be controlled easily – any time and anywhere.

 **More details** on the Gira HomeServer and Gira HomeServer interface: www.gira.com/homeserver

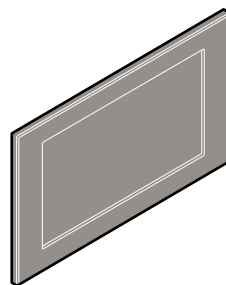
All of the building technology at a single glance

//

The Gira Control Clients show residents all of the building technology at a single glance any time. Use the convenient operating devices to control all functions from a master location in the house. The flagship Gira Control 19 Client 2 is operated using a large, 47 cm [18½"] display. The Gira interface visualises a whole range of building technology functions, making them easy to read and understand. The alternative Gira Control 9 Client 2 comes with a more compact 22.9 cm [9"] screen. Both devices utilise LED backlighting to ensure perfect visibility, with the Gira interface offering users rapid access to the Smart Home's many features. Select light scenes, control the temperature, raise and lower the blinds and see exactly who is ringing the doorbell, all at the tap of a finger. Another useful feature is direct access to emails.



**Gira Control 9
Client 2**
compact overview
of all building
technology



**Gira Control 19
Client 2**
convenient,
prestigious building
technology interface



Photo above: The deluxe Gira Control 19 Client 2 comes with an especially large touch display and offers an outstanding visualisation for controlling all of the building technology and its functions.

Photo below: The smaller, more compact Gira Control 9 Client 2 also lets you control your entire Smart Home and is an ideal secondary operating device for a single room or floor.

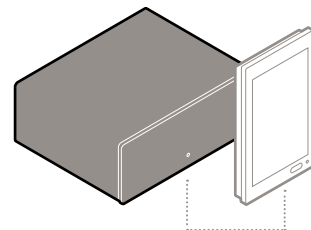


Photo: The Gira G1 offers a wide range of functions. Its slender exterior makes it look almost as if it were hovering on the wall.

The Gira G1, too, connects to the Gira HomeServer to act as an operating device for your Smart Home. It comes with the same interfaces as the Gira Control Clients and the Gira HomeServer apps. The clear and easy-to-operate user interface displays all functions in a simple way which allows rapid and convenient operation. Almost all of the Gira HomeServer's standard functions are supported – master control for lights, shading systems, heating, air conditioning, room scene programming, smart and separate room ventilation and heating, multimedia entertainment in all rooms, automated garden watering and more. Further releases are already planned for additional functions like door communication, weather forecasts and other HomeServer functions.

 **More details** on what the Gira G1 can do as a HomeServer client: www.gira.com/g1-hs-client

// FUNCTIONS OF THE GIRA G1 AS A HOMESERVER CLIENT:



MASTER CONTROLS FOR LIGHTS,
SHADING SYSTEMS, HEATING AND
AIR CONDITIONING

ROOM SCENE PROGRAMMING,
SMART ADJUSTMENT

VENTILATION AND HEATING CONTROLLED
PER ROOM

FULLY AUTOMATIC WATERING OF THE
GARDEN

MULTIMEDIA ENTERTAINMENT IN ALL
ROOMS

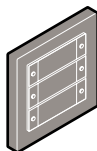
AND MUCH MORE

Great convenience, premium design

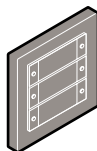
//

The Gira touch sensors can be used for a whole range of a Smart Home's intelligent building technology functions, just like that, the same as any conventional switch. You can assign a variety of individual functions or even room scenes to the separate touch sensors, allowing you to easily call them up directly or switch them over again. You can reassign and reprogram touch sensor assignments whenever you wish. The Gira touch sensor 3 Plus additionally comes with a room temperature controller and convenient graphic user interface which you can use to adjust the room temperature. For premium interior designs, the touch sensors also come in stainless steel, with discreet laser etching lending them an added touch of sophistication.

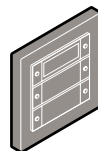
// PRODUCT EXAMPLES



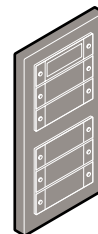
**Touch sensor 3
Basic**
controls essential
basic functions



**Touch sensor 3
Komfort**
adds colour LEDs
and integrated
temperature sensor



**Touch sensor 3
Plus, 2-gang**
can control heating
automatically and
features a status
display



**Touch sensor 3
Plus, 5-gang**
with numerous
additional touch
surfaces for even
more functions



Photo above: A touch sensor from the Gira E2 design line in stainless steel. Flat installation make its appearance discreet and elegant.

Photo below: The six-gang touch sensor in stainless steel also looks great on the wall. It directly operates a whole range of functions at the touch of its sensor surfaces.



Photo above: The new Gira Studio design line adds dynamic contrast to your walls. Gira touch sensors also integrate perfectly into the design line's particular look.



Automate lights and climate settings and save energy

//

Gira motion and presence detectors in your Smart Home adjust the lighting in your various rooms to what you actually need. In your hallway and staircase, for example, where the lights come on automatically when people pass through. Good to know: the lights will go out again as soon as there's nobody there any more, to prevent energy from being wasted. You can compose the function sets you require for each room and have them trigger automatically when anyone enters the room: a brightness controller adjusts the lighting to the time of day, heating and blinds match the conditions outdoors, the multi-room stereo system starts playing. There are no limits in meeting your personal desires. The motion and presence detectors themselves can be installed discreetly on the ceiling or be integrated into the interior design using elegant design lines like the Gira E2 in stainless steel.



Motion detector Standard
infrared motion detector for indoors and outdoors



Motion detector Komfort
infrared motion detector for indoors



Presence detector Mini
detects the slightest movements in the room



Brightness controller Mini
compensates for natural variations in daylight




Photo left: The motion detector adjusts the lighting to what you actually need.

Above right and below: Install your Gira motion and presence detectors discreetly in the ceiling.

Perfect interoperation – door communication and intelligent building technology

//

That a Smart Home includes door communication goes without saying – it can be integrated perfectly into an intelligent building technology system. The Gira DCS IP gateway is the ideal solution for seamlessly integrating your door communication system. It translates the Gira door communication system's signals for the IP network, enabling video and audio door communication in the Gira G1, the Gira Control Clients or even your computer. The Gira door communication system also includes Keyless In products for convenient and secure keyless access to your home.


// PRODUCT EXAMPLES



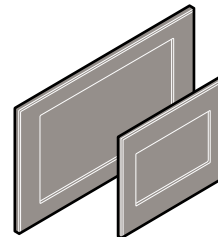
System 106 door station
premium audio and video intercom for doorway



Door station with Gira Keyless In
keyless access control using code input or fingerprint module



Door communication on your PC and mobile devices
see who's calling at your door on your computer or smartphone



Door communication on the Control Client 9 or 19
operate door communication from your master control unit



Photo above: The Gira Control 9 Client 2 can also act as a convenient home station with large camera image display.

Custom user interfaces – adapt to suit

//

The Gira HomeServer enables visualising and controlling your Smart Home in a freely customisable user interface. With its flexibility and broad performance range, the Gira HomeServer offers almost boundless possibilities for you to customise. This way, you can set up configurations of any scope – from apartments and single-family homes to large commercial buildings. You can access your customised building visualisation through the HomeServer client but also via the Internet. Visualised in perspective or navigating the floor plan; the many degrees of freedom in presenting rooms and floors in a building permit you to create a tailor-made operating concept.



Access your customised building visualisation through the HomeServer client – or in a web browser on your laptop or smartphone.




Photo: The many degrees of freedom in presenting rooms and floors in a building permit you to create a tailor-made operating concept.

Connecting different worlds

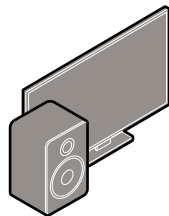
//

Gira uses the Smart Home's intelligent building technology to unite worlds of technology, from both our own portfolio as well as in cooperation with our experienced partners, among them Brumberg, Dornbracht, Loewe, Revox, Schüco, Vaillant, Viega and Warema. This opens up ways to easily and highly effectively integrate a broad diversity of products into your building's control systems and offers a myriad of new applications. For example, you could integrate premium consumer electronics, a luxury shower system, the entire power supply and heating, all the lights and automated window control. You could even add kitchen appliances to the Smart Home system. For more details, visit www.connected-comfort.de.

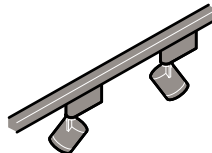
// SOME SYSTEMS FROM OTHER MANUFACTURERS



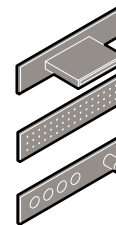
Energy and heating technology
e.g. Vaillant or Viega



Multi-room systems and home entertainment
e.g. Revox



Lamps
e.g. Brumberg



Shower systems
e.g. Dornbracht



Photo: Water flow rate, intensity and temperature along with light colour and matching ambient music – your Smart Home can accommodate the most varied of shower scenarios for you to call up in operating devices like the Gira Control 19.

3

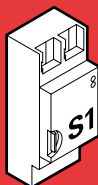
Gira Smart Home Data security

A Smart Home offers many benefits. But especially its key concept of comprehensive interconnectivity, coupled with the options for accessing its networks from outside, make data protection and technical data security extremely important. With the Gira S1, Gira provides a device that is easy to integrate and that guarantees communication with the Smart Home will remain secure.

Secure and simple remote access to your Gira Smart Home

//


Switching off the light, checking the camera images, switching on the heating, closing the blinds while on the move – all safe in the knowledge that no unauthorised person has access to the communication. The Gira S1 – a small device installed in a control cabinet – enables you to connect to your Smart Home while on the move easily and with total security via encrypted communication. Simply start the Gira X1 or the Gira HomeServer app (iOS) – the Gira S1 takes care of the rest together with the Gira device portal. There is no longer any need to laboriously activate a VPN or special settings in the router. Users define who has access here to their Smart Home and when. Specific authorisations can be granted via the app or using touch sensors.



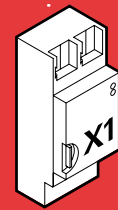
Gira S1
Din-rail mounting device for use in conjunction with the Gira X1 or Gira HomeServer that allows secure remote operation via app and secure remote maintenance.

.....
// YOUR KEY BENEFITS WITH THE GIRA S1:

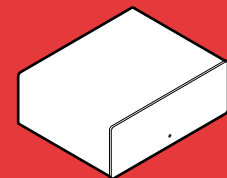
-
⊕ SMALL DEVICE FOR INSTALLATION IN CONTROL CABINET
.....
- ⊕ ESPECIALLY FAST SETUP
.....
- ⊕ OPERATE YOUR SMART HOME USING YOUR SMARTPHONE WHEN YOU'RE OUT
.....
- ⊕ IMPORTANT MESSAGES DIRECTLY TO THE SMARTPHONE
.....
- ⊕ SECURE AND SIMPLE REMOTE MAINTENANCE
.....
- ⊕ COMMUNICATION SECURED BY ENCRYPTION
.....
- ⊕ NO NEED FOR LABORIOUS VPN ACTIVATION OR ROUTER CONFIGURATIONS
.....
- ⊕ CLEAR ACCESS VIA APP OR TOUCH SENSOR
.....



Voice control using Amazon Echo



Gira X1



Gira HomeServer



Remote maintenance of Gira X1, Gira HomeServer and KNX products



Secure remote access to your Gira Smart Home via Gira X1 app or HomeServer app

Specialists for the Gira Smart Home

System Integrators are companies with specialist know-how and particular expertise as regards consulting, project planning and commissioning IP products for building control technology, such as the Gira HomeServer or the Gira X1. They provide technical support and optimally exploit the functional possibilities, particularly with respect to networking with “products from other manufacturers”, such as multiroom and telephony products. Select a System Integrator in your region.

For more details on system integrators:

www.gira.com/contact

More about Gira

Intelligent building technology from Gira offers more convenience, greater security, extensive functions, and a high degree of flexibility and mobility. Gira develops and manufactures systems and products that set standards both in technology and design.

More information on Gira and Gira products can be found at:

www.gira.com/uk

The entire Gira product range and individual prices can be found in the Gira online catalogue at:

katalog.gira.de/en_UK/

The Gira Design Configurator can be accessed online and includes prices for selected complete devices and functions:

www.designconfigurator.gira.com

Follow the Gira community on Facebook, Twitter, YouTube, Google+, and Instagram. More information is available at:

www.gira.com/socialmedia

Published by:
Gira Giersiepen GmbH & Co. KG

Concept, design, editing:
schmitz Visuelle Kommunikation
www.designconfigurator.gira.com

Picture credits:

p. 01, 06, 13 (bottom), 15 (top), 17, 20-21,
24, 27, 30, 33 (bottom), 34-35, 38,
41 (bottom), 41 (bottom), 42, 45 (top),
46-55, 59 schmitz Visuelle Kommunikation
p. 02 H. G. Esch (architecture: Ingenhoven
and Partner Architects)
p. 13 (top), 15 (bottom), Tillmann Franzen
p. 23 (top) Geber86/GettyImages
p. 23 (bottom) Shannon Fagan/GettyImages
p. 28-29, 41 (top) Rasmus Norlander
p. 33 (top) Zooey Braun/Artur Images
p. 37 (top) Jonas Bjerre-Poulsen/
Norm Architects
p. 37 (bottom) Congaz
Visual Media Company GmbH
p. 45 (bottom) James Brittain/Artur Images

Lithography:
vimago GmbH, Krefeld

Printing:
paffrath print & medien gmbh, Remscheid

Subject to technical modifications

Possible colour variations between images
in this product information and specific
products are due to printing processes and
cannot be avoided.

Gira and sustainability:
Gira has set itself the task of acting re-
sponsibly and supporting the sustainable
development of society. For the produc-
tion of this brochure, we have therefore
endeavoured to reduce the consumption
of resources and emission of harmful gas-
es and to prevent environmental pollution
as much as possible. We strive to reach
these goals by using eco-friendly materi-
als.

Please visit the Gira sustainability portal
for more information on our current activi-
ties and projects:
www.sustainability.gira.com

Print  kompensiert
IG-Nr. 1764129
www.bvdm-online.de

GIRA

Gira
Giersiepen GmbH & Co. KG
Elektro-Installations-Systeme

Industriegebiet Mermbach
Dahlienstraße
42477 Radevormwald

Postfach 1220
42461 Radevormwald

Germany

Phone +49 2195 602-0
Fax +49 2195 602-191

www.gira.com
info@gira.com

Gira UK Ltd

Lakeside House
1 Furzeground Way,
Stockley Park
Uxbridge, Middlesex,
UB11 1BD

Phone +44 203 9368090

www.gira.com/uk
sales@gira.com

Representatives
around the world:
www.gira.com/country

Follow the Gira community
on Facebook, Twitter, YouTube
and Instagram.
More information is available at:
www.gira.com/socialmedia

